

# NATIVE PLANT SOCIETY OF NEW MEXICO *NEWSLETTER*

January/February 1993

Volume XVIII Number 1

## A VISIT TO GRAY RANCH AND THE CORONADO NATIONAL FOREST

by Nancy Daniel

Sand dunes & cienegas, Pleistocene lakebeds, cattails & beargrass, antelope, tree lizards, roadrunners, deer, cottonwoods, coyotes, mallards & manzanita, petroglyphs, obsidian, ocotillo & owls, the Continental Divide . . . everyone is bound to come away with a different list of outstanding elements and even more disparate memories. The overall impression, though, will be the same - diversity. Something like putting most of the regions of New Mexico, the native grasses of the Great Plains and portions of northern Mexico together on over a million acres.

Gray Ranch alone encompasses 500 square miles or 321,000 acres. It sprawls below the Peloncillo mountain range on the west, includes the Animas Mountains to the east and meets the Mexican border to the south. It is definitely not just around the corner, and that's one more alluring factor. The vast area of Gray Ranch was acquired in 1990 by The Nature Conservancy. Under their custodianship limited areas have been opened to the public for guided tours. The guides refer to these areas simply as the Indian Ruins, the Oak Grove and the Cienega.

The former inhabitants of Gray Ranch left petroglyphs and rocks with deep holes worn smooth by the grinding of grain 600 to 800 years ago. These people are considered to be from the Animas



Phase of the Casa Grandes culture, centered in Chihauhua, Mexico. An advanced culture, they were traders and weavers and engineers of elaborate systems to channel water. Eleven sites have been found so far on the Gray Ranch. If it is accurate to assume the plants we find today are representative of those growing between 1200 and 1425 AD, then the wealth of grasses and sedges could have served well as sources of sustenance as would have the four-wing saltbush, oaks, chokecherry, cattails and various buckwheats.

The Oak Grove is just that, growing next to a wide, rambling, dry riverbed (dry at least on this tour in October). The typical spiked leaves of the gray oak, Emory oak, and a few Arizona white oak were complemented by several species of juniper, including the feathery Rocky Mountain juniper, common juniper and the distinctly patterned bark of the alligator juniper. The birds in this grove were boisterous. Hermit thrushes scampered over the rocks, black-throated gray warblers and yellow-rumped warblers flirted and flitted between the trees and a Bewick's wren scolded us for trespassing. A barn owl stormed by to let us know we were on his turf as well. And an extensive turf it is. Out from under the cool respite of the Oak Grove, northern harriers, kestrels and red-tailed hawks could be seen above the grasslands that extend beyond.

Cienega literally means "hundred waters" or "hundred springs" but has come to refer to wetlands, and in the case of Gray Ranch cienegas, with a water table as little as three feet under the surface, it means swampy marshlands. The larger cienega was dry during our October visit, but several cienegas modified by early ranchers have become large ponds. These pristine riparian areas with cottonwoods, willows, sycamores and walnuts, support waterfowl such as mallards, American coots, and cinnamon teal in addition to kingfishers and black phoebes. The densely wooded cienegas open out onto gentle grassy slopes, not very different from the grasslands that encompass the Oak Grove.

In these flatlands there were a surprising number of flowers still in bloom and many dried seed heads with hints of vivid summer colors. But the vast expanse of grasses, distinguished in their fall colors of tans, blacks and browns with their distinctive seed heads

### Inside...

Native Seeds Search .....	3	Biodiversity .....	8
Sale, Editors Message .....	3	Why Plant Natives .....	9
Calendar .....	4	Tamarisk Control .....	10
Chapter Reports .....	5	Cacti .....	11
Finding Flora .....	6	View from South .....	12
Flora Neomexicana .....	7		

catching the sunlight, were most spectacular. Sixty-four species of grasses have been identified so far. The majority can be found on the Gray Ranch's 44,000 acres of flats. These areas include a Pleistocene lakebed. At least 12,000 years ago, when the lake existed, a natural dike and sand dunes were formed. In more recent times these ranch grasslands were overgrazed, yet only two grass species of the 64 are introduced. The overgrazing did allow snakeweed, cholla, and mesquite to encroach on these open areas. The Nature Conservancy has set aside 60,000 acres for natural reclamation, thus preserving the range for native wildlife including the antelope which graze there. Cattle grazing is restricted on the remaining acres. The goal of The Nature Conservancy is to balance land use and preservation. To fulfill this goal, they are now looking for partners with private funds to support their conservation efforts.

Within Gray Ranch, seven distinct plant communities subsist on 12" to 23" of precipitation a year and live between 5,000 and 8,500 feet. The lower alluvial slopes are distinguished by open areas between the numerous trees and shrubs which include Palmer agave,

velvetpod mimosa, Scott's yucca, Mexican pinon, Emory oak and Arizona white oak. A chaparral of , manzanita, mountain mahogany and ocotillo, combined with distinctive rock formations, lies between 7,000 and 8,000 feet. Above is a pine and fir forest leading to the upper peaks of the Animas Mountains. These denser forests include silverleaf & netleaf oak, Douglas fir, Apache pine, limber pine and Chihauhua pine. The flowers at these elevations are numerous. On the upper slopes New Mexico raspberries, star sedum (*Sedum stelliforme*), whiplash daisy (*Erigeron flagellaris*), scarlet morning glory (*Ipomoea coccinea*), Berlandier's sundrops (*Calylophys berlandieri*) and Andean larkspur (*Delphinium andesicola*) can be found. On the lower slopes, among the oaks and grasses, are fingerleaf gourd (*Cucurbita difitata*), desert honeysuckle (*Anisacanthus thurberi*), antelope horns (*Asclepia asperula*), blue curls (*Trichostema arizonicum*) and Mocomb's gilia (*Ipomopsis macombii*), to mention only a few. In fact, over 700 plant species and 350 vertebrate species have been found to date on Gray Ranch.

The Newsletter is published six times per year by the Native Plant Society of New Mexico. The Society is composed of professional and amateur botanists and others with an interest in the flora of New Mexico. Articles from the Newsletter may be reprinted if fully cited to author and attributed to the Newsletter.

Membership in the Native Plant Society of New Mexico is open to anyone supporting our goals. We are dedicated to promoting a greater appreciation of native plants and their environment, and to the preservation of endangered species.

Members benefit from chapter meetings, field trips, publications, plant and seed exchanges and a wide selection of books available at discount.

We encourage the use of suitable native plants in landscaping to preserve the state's unique character and as a water conservation measure.

We maintain a register of business and professional people who are members and can supply information and services related to native plants. To be added to this roster or to request information, contact the Membership Secretary.

**Advertising Schedule**

Approved advertisements will cost \$40 per year.

**Schedule of Membership Fees**

Dues are \$10.00 annually for individuals or families. "Friends of the Society" include organizations, businesses, and individuals, whose dues of \$25.00 or more provide support for long range goals. To join us, send your dues to Membership Secretary, 443 Live Oak Loop NE, Albuquerque, NM 87122

**Newsletter Contributions**

Please direct all contributions for the newsletter to Tim McKimmie, editor.

**Deadline for the next newsletter is Feb. 1**

**BOARD OF DIRECTORS**

**OFFICERS**

President	Mimi Hubby	983-1658
	525 Camino Cabra, Santa Fe 87501	
Vice-President	Melanie Florence	525-3529
	Rt. 1, Box 711, La Mesa 88044	
Recording Secretary	Iris David	988-1709
	P.O.B. 4156, Santa Fe, 87505	
Membership Secretary	Jean Heflin	291-8577
	443 Live Oak Loop NE, Alb. 87122	
Treasurer	Jean Dodd	434-3041
	1302 Canyon Road, Alamogordo 88310	
Editor/Publications Chair	Tim McKimmie	524-0401
	465 Salopek #8, Las Cruces, 88001	
Conservation Chair	Ted Hodoba	864-0614
	POB 600, Veguita 87062	

**DIRECTORS AT LARGE**

Becky Smith	538-5850	609 N. Arizona St., Silver City 88061
Lucille Wilson	434-1506	P.O. Box 124, La Luz 88337
Mark Rosacker	887-0312	609 N. 4th, Carlsbad 88220

<b>Book Sales:</b>	Lisa Johnston	748-1046
	1802 West Grand, Artesia 88210	
<b>Poster Chair:</b>	Ellen Wilde	982-1406
	110 Calle Pinonero, Santa Fe 87505	

**CHAPTER CONTACTS**

<b>Albuquerque</b>	Ted Hodoba	864-0614
	Steve Katona	247-9005
<b>Las Cruces</b>	Alice Anderson	523-5179
	Tom Wooten	522-8068
<b>Otero</b>	Jean Dodd	434-3041
	Lucille Wilson	434-1506
<b>Santa Fe</b>	Iris David	988-1709
	Nancy Daniel	988-9141
<b>Gila</b>	Polly Germain	538-5750
	Ron Flemke	538-3498
<b>Carlsbad</b>	Mark Rosacker	885-6117
	Mary Helen Brunt	885-4532

Though Gray Ranch is not just around the corner, it is right next door to 850,000



acres of the Coronado National Forest. So, what does that do for the diversity already encountered? Imagine adding coatimundi, collared pecarry (or javelina), Coue's white-tailed deer, white-sided rabbit, mountain skink, five species of hummingbird, Gould's turkey & whiskered screech-owl, Mexican long-nosed bats & New Mexico ridgenose rattlesnake, few-flowered rosewood (*Vaugulinia californica pauciflora*) and Arizona swallow-wart (*Cynanchum arizonicum*)! We too can only imagine. We didn't get to see all of these. What we found, though, was in no way disappointing. Large oaks and junipers, numerous sumac, agave, yucca, and beargrass formed densely vegetated areas. Large rocks covered with many types of lichen and moss line the river bank. Geodes cover areas of the Peloncillo mountain-sides. Owls cajole, coyotes serenade and woodpeckers add an early morning staccato. Camping in this splendor allows an easy drive to Gray Ranch. Camping and open fires are permitted in the Coronado National Forest, but there are absolutely no facilities and no water. Planning ahead is essential and leaving the forest clear of any litter is a responsibility. Dry weather makes for practical camping spots and a full moon makes them idyllic. Our trip in October allowed for both.

The combined areas of Gray Ranch and the Coronado National Forest offer a wealth of treasures to satisfy a multitude of interests. The staff at Gray Ranch is in the process of planning the 1993 season and a possible schedule for guided tours. The Nature Conservancy can be reached in Santa Fe at (505) 988-3867. For more specific information, the number at Gray Ranch is (505) 548-2225 or 548-2325.

## Editors Message

Happy New Year. May your experiences outdoors this year be most enjoyable and educational. Best of luck to the Clinton administration in getting off to a strong start in protecting our natural resources.

To begin, I want to thank Rick Castetter, who has been co-editor of the *Newsletter* for the past two years. I came to know Rick only through NPSNM and our work together was most rewarding. Rick has that rare combination of understanding of both plant and animal natural history that few others share. I am glad that I can now count him as a friend. I hope that he might find time to contribute an occasional article to the *Newsletter*. Best of luck, Rick.

Thanks to Bob Sivinski whose second article appears in this issue of the *Newsletter*. Bob is a professional botanist from Santa Fe working for the state of New Mexico. He is currently also editing the proceedings from the endangered plant conference held last year. I am happy to have contributions of such high quality to enhance the *Newsletter*. I hope he will make "Flora Neomexicana" into a regular feature.

Thank you in addition, Nancy Daniel. There has been a lot of interest in Gray Ranch and in your article this month your delight with the area is apparent as is your keen interest and knowledge of native plants. I know that our readers want more New Mexico material and I want to encourage you in your writing.

Also thanks to Tom Wootten for taking the time to keep us informed about conservation issues. Your efforts on our behalf in monitoring public lands issues, Tom, are enormously valuable to us.


Finally a statement regarding submissions. I'll make it simple this year. Material should be typed (good quality) except for short statements. Send material on disk if possible indicating the word processor used (send hardcopy as well). Do not make any marks on the original. Note the deadline on p. 2. but send material anytime. If I can't fit it in I'll save it for next time. Editorial prerogative on content, length, etc. will, of course, be exercised.

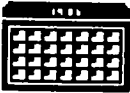
TM

## Native Seeds Search in New Mexico

New Mexico now joins Arizona as a site for both office and cultivation of plants traditionally used by native Americans. Brett Baker is the coordinator of efforts for the New Mexico area. This group offers a wide array of seed as well as plant products for cooking and other uses. Brett can be reached in Albuquerque at 268-9233. This group deserves our support for several reasons. First, because it seeks to preserve genetic resources and biodiversity. Next, because it will preserve seed stocks that native cultures may be losing hold of as they practice less traditional forms of agriculture. In fact Native Seeds Search has been able to restore seed stocks to tribes that had "lost" them. Such native seed sources are able to produce crops on our soils and in our climates often with no supplemental irrigation.

TM





# CALENDAR

## OTERO

- 6 Feb. "Plans for BLM protection of the Sacramento Escarpment." Tom Wooten. Tularosa Elementary School. 2 p.m. Also seed exchange, book and poster sale.
- 20 Feb. "Cacti"; Slides by Wynn Anderson of El Paso. 2 p.m. Tularosa Elementary School. Books and posters for sale.
- 20 March. Field Trip. Desert Foothills Park, Alamogordo. East end of First St. Meet at 9 a.m. with lunch and water.
- 16 April. Robert DeWitt Ivey. "Gray Ranch". 7 p.m. Tularosa Elementary school.
- 17 April. Robert DeWitt Ivey will join us for a field trip. 9 a.m. at La Luz school.

## SANTA FE

- 20 Jan. "Senecio's of Colorado and northern New Mexico" by Chick Keller. 7:30 p.m. Evans Science Bldg., Room 122 St. Johns College.
- 17 Feb. "Plant Foraging" by Phyllis Hughes. 7:30 Evans Science Bldg. Room 122.

## LAS CRUCES

- 10 Feb. "Weeds" by Alice Anderson. 7:30 p.m., NMSU Ag. Building, room 200.
- 10 March. "State Programs for Protection of Endangered Species" by Bob Sivinski. 7:30 NMSU Ag. Bldg. Rm 200.
- 14 March. Field trip to Mt. Riley. Leave Pan Am Center parking lot at 8 a.m.
- 9 April. "Plants of Gray Ranch" by Robert DeWitt Ivey. 7:30 NMSU Ag. Bldg. Rm 200 (note this is a Friday).
- 10 April. Field trip to the Organ Mountains with Robert Dewitt Ivey. Leave Pan Am Center lot at 8 a.m.
- 18 April Field trip to the Placitas. Leave Pan Am lot at 8 a.m.

## ALBUQUERQUE


- 7 Jan. "Integrated Pest Control" by Susan Wachter. 7:30 p.m. Albuquerque Garden Center.
- 4 Feb. "Xeriscape: the Emerging Frontier". A video produced by the University of Arizona. 7:30 Albuquerque Garden Center.

**EDGE OF THE ROCKIES**

**NATIVE SEEDS**

FROM  
THE SOUTHERN  
ROCKY MOUNTAINS  
TO  
THE DESERT OF THE  
COLORADO PLATEAU

CATALOG \$2; REFUNDABLE WITH \$10 ORDER  
133 HUNNA RD. BAYFIELD, CO 81222-9759



### SALE SALE SALE

We have a few copies of Plants for Dry Climates (1st edition), normally \$12.95 (\$10.40) which we will sell for \$8.50 each. Also, The Wildflower Handbook (1st edition), normally \$9.95 (\$8.00) which we will sell for \$6.50 each. Also The Lore of New Mexico (paperback) normally \$30.00 (\$24.00) which we will sell for \$15.00 each. Make checks payable to: NPS-NM Books, P.O. Box 1260, Artesia NM 88211-1260. No shipping charges for these books!!!!



### DESERT MOON NURSERY

P.O. BOX 600  
VEGUITA, NEW MEXICO 87062  
(505) 864-0614

NATIVE PLANTS OF THE  
SOUTHWEST AND MEXICO

Specializing in Agaves, Yuccas and other Succulents



### AGUA FRIA NURSERY, INC.

1409 Agua Fria  
Santa Fe, New Mexico  
87501

505-983-4831

Specializing in native plants  
and perennials



## CHAPTER REPORTS

Otero-Jean Dodd

9-30-92

Our many thanks to Sharon Yarborough for planning our trip to Big Bend, furnishing our itinerary, lots of printed information from the Big Bend History Association, and what to look for in wildlife, birds, and plants. A quote in the Big Bend Paisano describes the area as a "carpet of interacting plants and animals deftly woven on a geologic loom" from author Frederick Gelbach. There was a time when the word "awesome" was a perpetual part of teen vocabulary. At Big Bend it would be entirely appropriate for describing the rows of mountain ranges, the ever changing variety of geologic shapes and forms from a distance or close up. At the Burro Mesa Pouroff we stood at the end of the canyon to look up at a notch in the rock formations where the water pours down into the canyon leaving behind a smooth rounded path on the rocks. Large Texas Persimmons (*Diospyros texana*) with small, sweet, purple fruit were in the bottom of the canyon. Just sitting around the beautiful Chisos Basin Campgrounds you can admire the rock formations there as well as some of the wildlife -a skunk, a family of javelina, and over in the Lodge area a family of the small Carmen Mountain Whitetail Deer. Overhead a flock of white pelicans, vultures perched on the buildings showing off their plumage, red tailed hawk, cactus wrens, acorn woodpeckers, Wilson warblers, Bridled Titmouse, Great Horned owl, and further south the Vermillion Flycatcher. In these same areas you become conscious of the tourists being from many different countries as well as from different states. As you drive around from camp to amphitheater you find Texas Madrones growing along the roadsides in the basin as well as one of the showiest red flowering plants, Mountain sage, *Salvia regia*.

At Hot Springs several springs with a temperature of 150 F throughout the year are right next to the Rio Grande. Enormous clumps of palms grow along the path to the springs as do yellow Rocknettle and a pink gentian which grows in the rocks. A former motel and post office of beautiful stone construction still stand there. From Hot Springs we went through the tunnel to the tunnel overlook to find a desert environment containing Lechuguilla, Hechtia (which grows only in Big Bend), prickly pear, sotol, and many many clumps of Candelilla or Wax Plant (Spurge Family). Wax is extracted from the stems for commercial use. The Propeller Bush has 3-4 brownish wings on the fruit resembling propellers. At least part of the Rio Grande Village Nature Trail is just the opposite of the Tunnel Overlook. Here only a boardwalk keeps you from being in the water. A green tunnel of giant reeds creates an oppressive, hot, wet environment. Mosquito fish, found only in that place, swim in the water surrounding you. As you climb out of this wet place, you are back in a piece of the desert until you come to the Rio Grande. In this area Wynn Anderson of El Paso caught up with us on Friday morning and became our guide for the rest of the trip. Both the Window View Trail and the Lost Mine Trail are woodland of pine, juniper, and oak. Mexican Pinyon Pine, Alligator Juniper, Mexican Drooping Juniper (looks like it needs water), and fragrant Ash grow with a mixture of desert plants such as: Ocotillo, prickly pear, agave,

sotol, and beargrass (much wider leaves than ours). Other trees are one-seeded juniper, Mountain Mahogany, evergreen Sumac, Texas Madrone, Guayacan-*Porlieria angustifolia*-, spiny Hackberry, Wright's silk Tassel, and Tree Tobacco-*Nicotiana glauca*-. some of the flowers or shrubs were a blue salvia, *Tecoma stans*-yellow trumpet flower, *Hymenoxys* sp., whiteeye phlox, and red flowered bouvardia which we had not seen for quite a long time.

Otero's last hike of the '91 season was on Oct. 17 south of Alamogordo walking through muted fall colors with very little blooming except for a few yellow composites. We did find a lot of *Choisya dumosa* growing along the path in high arid country in contrast to the usual large, more green growth along a big wash. A clump of handsome cattail grew in a riparian area where we stopped in the shade to rest. Our goal was to actually see the Big Yucca photographed by John McNelly some years ago and entered in the Forest Service Book of Big Trees. Pat and Floyd Nott had been out several times with copies of the McNelly slides to see if the terrain was right searching for that yucca, and finally they found it. Ted Hodoba and Horst Kunsler found it later too. Imagine a height of 23' and a circumference of 7'2"! Evidently this giant had been pushed or fallen over, however the remaining patch ranged in size from giant to a new crop of plants all healthy looking with very green leaves compared to surrounding plants. This is in a small draw where they evidently receive more water than usual from the drainage.

Santa Fe - Nancy Daniel

### October Meeting

Ellen Wilde spoke of her experience growing native plants. She has been gardening in Santa Fe for 12 years and 4 years previously in White Rock. Her tips were: 1) Improve the soil, and mulch everything; 2) Always water to get established; 3) Experiment, if a plant doesn't work for you, try something else. She then showed slides of plants in her own garden (a few were from other gardens). 38 species were showcased, including 10 Penstemons, Perky Sue (*Hymenoxys argentea*) which always does better in a garden than the wild, Limoncillo (*Pectis angustifolia*) a low growing annual with lemon-scented leaves, Maximillian Sunflower (*Helianthus maximillianus*), and Skunkbush (*Rhus trilobata*).

After the show we had a seed exchange. Members brought identified seed and allowed anyone who was interested to take samples. Our only problem was that there weren't enough envelopes to go around. People who want to organize seed exchanges are warned to bring lots of envelopes, return envelopes from junk mail work well, they are free, plentiful, hold lots and can be sealed. (Submitted by Sean Houtman)

On 18 November 1992 our chapter hosted Robert DeWitt Ivey and his wife Vivian. A comprehensive slide presentation allowed us to learn about and even trespass on areas of the Gray Ranch not open to the public. The range of plant life through the zones from 5,000 feet to the heights of the Animas mountain range at 8,500 feet are not just extensive but, in part, quite rare. Please refer to the lead article for a fuller accounting of Gray Ranch.

## Chapter Reports cont'd

## Las Cruces-Paul &amp; Betty Shelford

10-10-92

Tim McKimmie made reservations for our group to take a guided three-hour tour in the Conservation Management Area of the Gray Ranch. Several of us had already visited the ranch by driving through on public roads, but this was our first opportunity to have access to just a small portion of this 500-square-mile ranch now under the stewardship of The Nature Conservancy. We were joined by three volunteer guides. The four vehicles were driven first to an oak grove containing a fine stand of Emory Oaks. Walking through and along one edge of the grove, we were able to identify some 25 different native grasses out of the 67 varieties found on the ranch. We also saw a sparrow hawk (American Kestrel) and a cluster of five antelope grazing. From there we drove to the Ciénega, a large pond and marshy riparian area of lush foliage totally unexpected in this high desert country. Cottonwoods, willows, reeds, and various marsh grasses predominated since the wildflower season was over. In addition to ducks, we were rewarded by the sight of a Ruby-crowned Kinglet. Several members of the group extended the trip by camping for the night in the nearby Coronado National Forest. While driving out of the area, we had to swerve to avoid hitting a pair of javalina which were more interested in some fresh road-kill than they were in avoiding becoming road-kill themselves.

10-14-92

At the October meeting it was announced that our chapter is to receive a national award from The Nature Conservancy for our volunteer work at the Cox Ranch Dripping Springs area. Dr. Marsha Conley, an environmental specialist with the El Paso Natural Gas Company, gave a talk and slide presentation entitled The Pallid Bat and the Agave. Bats are insectivores. We learned that Pallid Bats can be caught in netting over any body of water in the desert. On a recent bat-catching field trip to Goat Canyon in the San Andres Mountains, she was perplexed in that all the Pallid Bats caught in her net over the spring were covered with pollen from the nearby blooming agave plants, as if they had been feeding on the agaves. She finally observed that the agaves were infested with long-horned beetles, and the bats picked up the pollen while eating the beetles. We also saw slides of Townsend Bats, Brown Bats, the Mexican Freetail Bats from the Carlsbad Caverns, and the Western Tipistral which is a small bat about the size of a moth and is the first bat out in the evening.

10-18-92 Our chapter signed up along with the local chapter of the Audubon Society to pick up litter in the Mesilla Dam riparian area near Las Cruces. Four of us were joined by two of the birdwatchers on this beautiful fall day to keep our eyes on the ground when we weren't looking at native plants and birds. There were no wildflowers, but the cottonwoods, willows, salt cedars, reeds and marsh grasses provided a lovely swath of green along the Rio Grande. Vees of ducks were flying overhead and landing on the river. The presence of a Loggerhead Shrike kept most songbirds at a distance. The most prevalent litter proved to be of the species *Budweiseri seco* and *Millerae lightensis*.

11-11-92

We enjoyed our annual potluck dinner this year in the display room of the new Southwest Environmental Center, an action oriented clearing center for all environmentally concerned groups in the Las Cruces area.

**BEAR MOUNTAIN  
GUEST RANCH**

Silver City, New Mexico 88062

**GUIDED WILDFLOWER TOURS**  
Southwestern New Mexico  
Desert, Mesas, Mountains

P.O. Box 1163 NPS (505) 538-2538



**Finding Flora: or Where is my Martin & Hutchins?**

The publishing of Martin & Hutchins *Flora of New Mexico* was a bright spot floristically in 1980. Even then, it was a pricey tome, at around \$200 for the two volume set. The Flora was published in Germany after the University of New Mexico declined, and the price rose as the German mark gained strength against the US dollar. It rose to an all time height this last year at \$450 for the set. Not only has the price risen, but the supply has dwindled, and in September, 1992, the *Flora of New Mexico* has been officially declared OUT OF PRINT. Lubrecht and Cramer have been checking on republishing this in the United States, but at this point, there are no plans for a second printing. The demand for this book is still high — after all, it IS the Flora for our state. You can help us locate any existing copies that may still be out there — at new book stores or at used ones. If you run across a copy of the Flora, please drop me a line (Lisa Johnston, P.O. Box 1260, Artesia NM 88211) and let me know where you found it (include store's name, address, phone number) and the price. I will maintain a list of the potential leads for all seekers, and hopefully, someday it will be reprinted!!!!

The University of New Mexico finally agreed in the early 1980's to publish the "popular" versions of Martin & Hutchins *Flora of New Mexico* as three short volumes: *Spring Wildflowers of New Mexico*, *Summer-Wildflowers of New Mexico* and *Fall Wildflowers of New Mexico*. The books came out over a six year period. The first one to go out of print was the Summer Wildflowers. This wasn't too horrifying, as most everything was also covered in Spring and Fall. As of September 1992, all three books are considered OUT OF PRINT by the University, with no plans for reprinting. The other book that has recently gone out of print is the *Rare and Endemic Plants of New Mexico*. If you feel strongly that these books should remain in print, write to Dr. Beth Haddas, Director, UNM Press, 1720 Lomas, Albuquerque, NM 87131, and let her know your thoughts. Another alternative might be for the Society to research the possibility of acquiring the rights to these books and republish them.

Lisa Johnston

# FLORA NEOMEXICANA

## Flowers and Flavor

Robert Sivinski, New Mexico Forestry Division

If you're like me, the onion is an important ingredient of every salad and most entrees. Its zest and flavor are so appealing that we are willing to suffer burning eyes and blinding tears to grace our diets with the noble onion bulb. The poet Sydney Smith said it best:

Let onion atoms lurk within the bowl  
And, half suspected, animate the whole.

Onions not only have a unique flavor, many are strikingly beautiful plants with dense bouquets of white, yellow, pink, red or purple flowers. There are more than a hundred species of native onions in North America. Most are edible, and many have landscaping potential.

Conventional taxonomy places the onion genus *Allium* in the Lily Family (Liliaceae), but it is sometimes segregated into its own family, the Alliaceae. The genus is easy enough to identify by holding a crushed leaf to your nose. All of New Mexico's onions smell like onions. As Euell Gibbons said "The nose knows when it has found a member of the onion tribe." The long leaves grow from bulbs and the flowers are borne in a terminal umbel on a leafless scape. An umbel is an inflorescence where all the flowers are connected to the scape at a single point. In onions this point of connection has dry floral bracts which are occasionally diagnostic of the species. The false onion (*Nothoscordum texanum*) and blueticks (*Dichelostemma pulchellum*) also have umbels, but do not smell like an onion. The bulbs can also be diagnostic of the species, which means you often have to dig one up to identify it (only do so in dense populations). That bulb can then become a trailside snack. If you are worried about inadvertently eating a death camas (*Zygadenus sp.*), just remember that these have flowers arranged in a raceme (alternating up the scape) or panicle (several short branches), and lack the characteristic onion odor.

New Mexico is blessed with fourteen types of wild onions, each with its own habitat and season. The most common and abundant are *Allium cernuum* (nodding onion), *Allium macropetalum* (desert onion) and *Allium geyeri* (Geyer's onion). Our other species can be locally abundant, but you will not happen upon them as often as the three just mentioned. The nodding onion is, by far, the most common and easy to recognize. It has pink flowers from which the styles are exerted and the umbel bends down towards the ground. This summer-flowering onion occurs in every high mountain range in New Mexico and occasionally on our higher northeastern plains. The desert onion occurs in drier habitats. It is often confused with Geyer's onion because both have fibrous outer bulb scales and pink or white, urceolate (urn-shaped) flowers. There are several morphological differences that separate these two

plants. However, the best diagnostic characters are simply that the desert onion occurs on dry hills and plains in the western half of the state and blooms in the spring while Geyer's onion occurs in most of our high mountain ranges and blooms later in the summer.

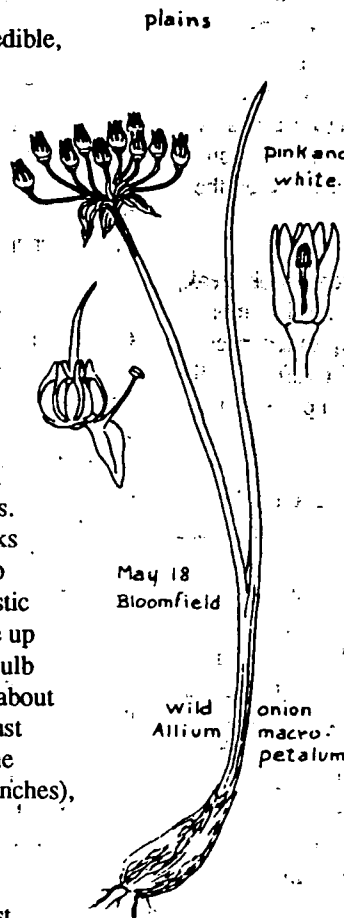
A camp cook can often round up enough wild onions to provide a tasty side dish for several people. Please be conservation minded and forage only in large populations. Another good rule of thumb is to leave five plants for every one you take. Beneath their fibrous coats, the desert and Geyer's onion have tender, garlicky bulbs that can be enjoyed fresh. The nodding onion has a tougher bulb that requires a little preparation. Remove the leaves and outer bulb scales retaining only the inner, white portion of the bulbs. Simmer them in salted water for half an hour, then serve hot with butter.

As landscaping plants, our native onions have been sadly neglected. The nodding onion is the only exception. Seed for this species is available from several commercial sources and should be a welcome addition to any native landscape at the pinyon-juniper zone and higher elevations. In lower and drier areas, it appreciates a little extra water. *Allium bigelovii* (Bigelov's onion) is another native onion that I feel is worthy of commercial cultivation and distribution. I say cultivation, because it is rather rare and *should not* be exploited from its natural habitat. This unique onion has a short scape, large umbel and showy pink flowers. It is a spring-flowering, desert plant of southwestern New Mexico and southern Arizona that should do well in dry, native landscaping.

Onion identification is relatively easy after you learn to recognize a few diagnostic characters. These include the type of bulb coat, presence or absence of rhizomes and ovary crests, and the number of leaves and nerves of the floral bracts. The *Allium* taxonomic key in Martin & Hutchin's (1980) *Flora of New Mexico* is useful if you have access to it. Its reference to *Allium brevistylum* can be ignored since this name was mistakenly applied to the Sacramento Mountain population of *Allium goodingii* (Gooding's onion). You will also need to add *Allium acuminatum* (pink wild onion). This purplish red-flowered plant, with minutely fringed petals, was found in northwestern and southwestern New Mexico after the *Flora* had been published.

The only endangered species of onion in New Mexico is Gooding's onion. It occurs in moist, mixed conifer forests high in the Mogollon and Sacramento Mountains of New Mexico and adjacent Arizona, where some populations are threatened by logging and livestock grazing. It is readily recognizable by its flat, broad (5-10 mm) leaves. This species is protected by the New Mexico Endangered Plant Species Act and by the U.S. Forest Service, so *do not* dig the bulbs or collect seed from wild plants of Gooding's onion. Enjoy the deep violet-red flowers of this species, but not the flavor.

LILIACEAE - Lily family





## BIODIVERSITY: NO NET LOSS?

by David R. Longland

Excerpted from the *Newsletter: New England Wild Flower Society* 8(2), Fall 1992

All seemed well—another delightful summer evening on the Pacific. Most of the crew were off-duty, socializing in the lounge, as the ocean liner cruised along moonlit waters. The passengers were a solid and serious lot, interested as much in the issues of the day as in shuffleboard tournaments and casual romance. Spirited discussions about famine and hunger, disease, huge national deficits, urban decay, rising crime rates, government waste and fraud rang out in the lounge.

Meanwhile, a small crack opened in the ship's hull, and, imperceptibly at first, the liner cruised lower and lower in the water. For all their distraction by the "major issues" of the day, the passengers and crew noticed only too late that their very survival was at stake. Here they were, in the middle of the ocean, with not enough life boats on board. All the hundreds of discussions and worries converged on one collective realization: the only way to survive was to keep the ship afloat.

This story is without an ending; and even though events look bleak, we are free to imagine whatever conclusion we like. And so it is with the Earth and all its biodiversity—the very ship that carries humanity through the ocean of space. We have no life rafts. Our life support system is beginning to collapse, as we remain preoccupied and distracted by more "immediate" problems.

Today, we are witnessing the greatest rate of plant and animal extinctions since the age of the dinosaurs 65 million years ago. And yet, the stability of our global ecosystem lies in the variety—indeed the very wealth of living creatures. Their myriad relationships form the strands of a vast and resilient biological safety net, that catches and absorbs shocks to our life support system. We don't even know how many ecological relationships exist, but if the actual number is anywhere near the possible number as expressed in the equation, we are hanging by a tattered safety net. Even within this context, the importance of plant conservation is dangerously under-recognized—since plant life, in all its splendid diversity, is the living foundation that permits our survival. Indeed, all animal life and humanity itself depend on the plant kingdom. Some 30 million species of animals depend on less than 300,000 species of plants. That means for every one kind of plant, there are over 100 kinds of animals dependent on sustenance that only plants can provide! Plants provide the air we breathe, our food, and much of our clothing, shelter, and tools. One quarter of prescription medicines are derived from wild plant species. And, as renewable resources, they are one of the keys to our future health and survival. In an age of dawning biotechnology, the extirpation of species is like burning a library before one learns to read.

But plants are more than just "resources." Our appreciation of natural diversity needs to transcend the exploitative usefulness of plants for people. This may be the very crux of our challenge—how

can people learn to value something for which they have no perceived use?

If we saw a vandal tearing away assorted parts from the engine of our automobile, we would be upset even though we may not know the function of all the parts—because we know they are all necessary to make the car work. So it is with biodiversity—except that too few of us understand the causes and consequences of losing the parts. Without a known function or perceivable utilitarian value, the loss of species merits little of our attention, relative to the immediacy of our other daily concerns. Many older cultures not only accepted—but revered—the existence and role of *all* things in nature, so that all things were of special value. Every grain of sand, every insect and waterfall, every wildflower and grassy tuft held its own spiritual essence. Everything was known to be connected, so that the smallest happening to the tiniest creature affected all else—however imperceptible. Can this ability to revere the "useless" be restored to the fabric of our highly industrialized, exploitative culture? While scientific research into the utilitarian value and ecological function of wild plants must continue and increase, there simply is not enough time and money for science alone to lead us out of this global environmental crisis. We *are* more environmentally aware than 20 years ago, but we have yet to undergo the necessary cultural transformation in value judgments if we are to halt the erosion of plant diversity, and promote the recovery of vanishing species.

A plant need not be at the precipice of extinction throughout its entire natural range before it receives special attention, as from the federal Endangered Species Act or the national Center for Plant Conservation. By addressing plant extinction earlier in its process, at local levels, treatments or surgical interventions are much more cost-effective than eleventh hour, "national level" efforts: An ounce of prevention is worth a pound of cure. This is extremely important now that less public money is available for conservation. We are forced to protect more species more cost-effectively. Last June 15, the *New York Times* reported: "When the Earth Summit is over and nations face the task of putting promises to work, the people most likely to make a success of saving the planet will not be found in large international bodies, but in small, grass-roots organizations caring for their own land." Our continuing success will depend on raising the level of plant conservation awareness and importance not only on foundation agendas, but more importantly, in the hearts and minds of our own membership, as well as scientific and educational communities, and the general public.

(505) 867-3304



**SANTA ANA PUEBLO**  
NATIVE PLANT NURSERY

Star Route, Box 37  
Bernalillo, New Mexico 87004



## WHY PLANT NATIVES?

Don't forget: It will soon be time to plant those native seeds you have collected.

**Richard Hildreth**

reprinted from the UNPS Segó Lily July 1991

**Why plant natives?** The obvious answer is that plants native to a given region are more likely to do well when used for landscaping or reclamation improvements. Cold hardy, heat, wind and soil tolerant, natives tend to have fewer insect and disease problems. However, depending on their native habitats, many natives are not heat or drought tolerant; some will not tolerate full sun. Know the provenance of landscape plants and match it to the landscape setting.

**Why plant natives?** The visual quality of a created landscape will be more natural and appropriate within an existing native setting. Exotics may be discordant and a potential weed problem.

**Why plant natives?** Many woody species from the Utah flora are crown-sprouting, multiple trunked trees and shrubs which are able to withstand the annual prunings of hungry, browsing deer, elk and moose. They can however, be trained to fewer multiple stems or a single stem. Natives are also more likely to survive fire .

**Why plant natives?** Even a relatively small residential lot in an urban setting will have numerous microclimates or niches which will support a diversity of plant forms and types. Understanding the nature of these mini-habitats and coupling this information to a complementary native will ensure successful establishment in the new garden. Thus, riparian species are matched to wetter, cooler portions of the garden, with an irrigation system to match the needs of plants in that area. Don't mix riparian species with desert species. Plant desert species in hotter, sunnier, well-drained sites in the landscape. Consider seeding annuals, certain perennials, and bulbous plants. Alpine belly-plants may require planting in a trough garden, specially constructed dry wall, or scree. Drainage and careful irrigation are important.

**Why plant natives?** The gardener who selects a native landscape trades slave labor associated with the weekly chores of lawn maintenance and hard edges for a more relaxed, natural and enjoyable living space. Vast expanses of green water/fertilizer-guzzling lawn are replaced with a riot of new flowers, colors, textures, and seasonal interest. The gardener spends time exploring diversity and expands his appreciation of native plants in their special habitats. You will want to live in that newly created space, so provide relaxing benches, patios, decks and water-saving native grass areas.

---

## POSTERS ARE READY

THE NEW POSTERS (SUMMER AND FALL)  
ARE IN. CONTACT ELLEN WILDE OR YOUR  
CHAPTER REPRESENTATIVE.

---

Many thanks to Robert Dewitt Ivey for permission to use his wonderful drawings from *Flowering Plants of New Mexico*, second edition, in our *Newsletter*.

