


Newsletter

Native Plant Society of New Mexico



November/December, 1984

Volume IX, No. 6

Calendar

- Nov. 11 NPS Board Meeting at the Agriculture Science Center at Los Lunas, 1036 Miller Street at 11:00 a.m.
- Nov. 14 Las Cruces Chapter will have a potluck supper at St. James Episcopal Church on South Main and St. James, one block south of University Avenue. For more information call 522-8068, 523-1806 or 523-5179.
- Nov. 15 Southeast Chapter will host Clay Barnhill, Roswell geologist, who will give a slide program on his recent trip to China. Meeting will be at RAC, 807 N. Missouri, Roswell, 7:30 p.m.
- Nov. 21 Santa Fe Chapter will meet in room 118, Lab Bldg., St. John's College, 7:30 p.m. Steve Breck of the Cactus and Succulent Society of Albuquerque will present a slide show of succulents grown in Africa and will bring specimen plants.

CHAPTER CONTACT PERSONS

Albuquerque

Jackie Farr, 725-18 Tramway Vista Drive NE, Albuquerque, NM 87122

Glenn Niner

Lisa Johnston, P.O. Box 931, Los Lunas, NM 87031 (865-5608) (294-2178)

Las Cruces

Tom Wootten, 3904 Hwy 70 East, Las Cruces, NM 88001 (522-4434)

Otero/Lincoln

Jean Dodd, 1302 Canyon Road, Alamogordo, NM 88310 (434-3041)

Carolyn Northington, P.O. Box 2382, Kildoso, NM 88345 (257-6061)

Santa Fe

Iris David, P.O. Box 5917, Santa Fe, NM 87502 (988-1709)

Southeast

Nina Eppley, 807 West Third, Roswell, NM 88201 (623-4885)

Newsletter Editors

George and Myrtle Finley, 1001 Kings Drive, Roswell, NM 88201 (622-8486)

President's Message

It seems as though there's a great deal of interest in native plants in the Northwest. I recently received a couple of letters from Oregon and Washington. In June I met Mr. and Mrs. Kenneth Lodewick of 2526 University Street, Eugene, Oregon 97403. They are well-known experts on penstemons and are looking for slides of Penstemon dasyphyllus, Penstemon stenophyllus and Penstemon lanceolatus. They will make duplicates and return your slides in one week. In exchange, they will give you credit in their slide show and a slide of Penstemon rupicola. They have an interesting show of about 100 slides of various penstemons. They also told me that a penstemon which has not been seen since 1935 has been rediscovered in California by the California Native Plant Society.

In another letter, the Native Plant Society of Oregon is planning to host a convention of western native plant societies to be held in La Grande, Oregon, August 2, 3 and 4, 1985. They would like representatives from our

society to participate on panels on conservation and methods used to achieve legislation for the protection of native plants. They would also like to have a representative to present a short, informal report of any activities of our society that would be of general interest. This is something they're asking all the societies to do. In addition, they're looking for people to present 20 to 30 minute presentations on any special subject or project that would be of interest to "native plant people". If anyone is interested in doing any of the above, please contact me before November 24, 1984, so I can forward the information to the Oregon folks.

The Society was recently the beneficiary of a financial gift from the estate of Bill Mayfield. As many of you know, Bill was a real promoter and doer in our society. We are grateful for the money, but even more for the memories he has left with us.

Ted Hodoba

Seasons Greetings

With both common and diverse interests, we members of Native Plant Society of New Mexico are indeed a mixed bag of interested, concerned, involved and dedicated amateurs and professionals.

The usual problem of trying to provide some coverage in the Newsletter for all concerned is no problem at all in this issue.

Borrowing the politician's cliché, we "deem it a privilege and high honor" to wish each of us a happy holiday season.

George and Myrtle Finley



Congratulations to Las Cruces Chapter for sponsoring classes on plant identification and a warm welcome to the fourteen new members.

DROUGHT TOLERANT & NATIVE
LANDSCAPE ORNAMENTALS



BERNARDO BEACH NATIVE PLANT FARM
DESIGN & CONSULTATION

Star Route 7, Box 145, Veguita, NM 87068 Ars. Soc. (505) 865-2164

Chapter Reports

Albuquerque Chapter: Our chapter had a busy summer. In June a group went and stayed at the Bear Mountain Guest Ranch near Silver City, and reports indicate that it was a very successful trip. In July the group went on a field trip to Fourth of July Canyon in the Manzano Mountains. The August meeting was a show and tell presentation, including some excellent slides taken by Mike Kosonovich, Jr. The September meeting was a presentation by Roz Menton of slides of various botanical gardens around the world. This was in conjunction with a talk and discussion of the plans for a botanical garden here in Albuquerque. Hopefully, these plans will become reality in the near future.

Ted Hodoba

Las Cruces Chapter: Our field trip to Kilbourne Hole on October 7 was well attended. We were especially treated to a visit from Mr. and Mrs. Paul Gordon from the Otero chapter. They are super folks. There were some spectacular flowers, particularly the sand verbenas, Abronia sp. (augustifolia, I think). Also, two rattlesnakes (Paul Gordon sure can move fast) and a good deal of peridot, a semiprecious stone. Kilbourne Hole is called a blow hole and was created by volcanic gases escaping. It was featured a few months ago in the New Mexico Magazine, but we have found that few Las Cruces have been to see it. Again, we so often miss things in our own back yards.

Some of us do plan to join Lincoln/Otero at Sitting Bull Falls on October 27. Our 1984 officially will close out with our potluck supper on November 14.

Tom Wooten

Otero/Lincoln Chapter: The end of August, Randy Russel and Mike Funkston of the Forest Service led us on a tour of Monjeau Lookout and Cedar Creek near Kuidoso. In addition to an abundance of wildflowers, we saw spectacular vistas of the mountains from the Lookout--a fire watch station. In the continuing Wildflower Watch in the local paper a description of one plant brought an unbelievable number of phone calls, "Not sure of the identification of a lone plant growing by itself at Cedar Creek that somewhat resembles a short stalk of asparagus, except that it is bright red. The leaves are represented by red scales. The plant is stout and fleshy with bracts more compact toward the tip of the plant. If anyone is familiar with this plant, please call...."

We also saw so many sizes, shapes and colors of mushrooms, especially in the wet Cedar Creek area that we went to Cloudcroft to join the Roswell group on September 23 to look at mushrooms there, armed with a study of mushrooms of the Sacramento Mountains and Alamogordo done by Billy Kissiah some years ago. By this time of year, most of the wildflowers are gone, but we did see a variety of mushrooms at Bluff Springs. Perhaps the most interesting part of the trip for some of us who have lived in the area a long time was to find that there actually are waterfalls in the Sacramentos. Beautiful!

Jean Dodd

Santa Fe Chapter: About 15 persons enjoyed our Little Tesuque field trip in August.

(continued)

Chapter reports, continued

The dominant wildflowers in the area were many, many penstemons. They were gorgeous, mostly deep red and blue.

Our September Upper Frijoles field trip at Bandelier National Monument was cut short because of bad weather.

Our September plant sale and exhibit on gardening with native plants was a success. We will, however, plan to begin our next sale earlier in the day.

In October Judith Phillips, owner of the Bernardo Beach Native Plant Farm at Veguita, spoke to us on propagation of native plants. She stressed, among other things, the necessity of having clean seeds, gathered when they are ripe. She explained methods of stratification and scarification of seeds and of planting them. Judith also discussed propagation from cuttings and gave the attendees valuable detailed charts on the propagation of many species of native plants. We were very pleased to get all this information from a pro.


Dovie Thomas

Southeast Chapter: Our field trip to Cloudcroft got off to a late start but proved to be a delightful and interesting day. The drive from Roswell to the Hope-Cloudcroft highway was of interest. We spotted at least 30 red-tailed hawks and several antelope. The purple dalea (legume family) was in blossom. The gayfeather, blazing star was also in bloom and very colorful. The squaw bush was full of berries.

Our mushroom species included one Aminita, a very toxic mushroom; Boletter and Polyporus (shelf fungus). Dr. Jerry Ainsworth showed us how beautiful pictures can be made on the Polyporus for home decoration (if one is an artist).

We sampled some elderberries on our way to the quarry. There we found several brachiopods. The Apache plume, Fallugia paradoxa was just everywhere along the highway.

Nina Eppley



Dear Editors,

That dynamic duo of New Mexico Botany, Dr's Martin & Hutchins, have done it again. Not content to rest on their laurels after finishing the monumental Flora of New Mexico, they have embarked on a series of wildflower books geared to the interested amateur.

The first of this trilogy, Spring Wildflowers of New Mexico is available now and it looks like a winner. This attractive volume treats 366 species of native flowers. It gives a brief description of each, range and habitat, key characteristics, related species and, most importantly for us, a line drawing and, for many flowers, an additional color photo. It also has an authoritative and lengthy key --a feature most of us will probably ignore, after all it is these botanical keys which separate us amateurs from the professionals.

Spring Wildflowers of New Mexico by William C. Martin and Charles R. Hutchins is published by the University of New Mexico Press and sells for \$12.95.

Sincerely,
Walter K. Graf

Penstemon Lovers, Beware

By Tom Wootten

Contrary to popular belief, our president, Ted, does not have a lock up on penstemanias. Some of us in the south share this phobia. I have been fascinated with the versatility of this genus, particularly since so many are northern or mountain species which adapt to desert conditions. I have planted Penstemon barbatus, strictus, fendleri and cardinalis sbsp. 'regalis' on the west side of our home, where they get the hottest, most direct sun plus reflected heat from the white walls of our house. Planted under the eaves of our roof in lava mulch, the plants thrived with minimal supplemental water.

These delightful beauties do not represent a panacea for us desert rats, however. The devilish root knot, nematode, invaded and has eliminated all but one P. barbatus and P. cardinalis. The latter are planted some distance away. I treated my

plants with a nematicide, Vidate L, but received no relief. (If you do not know this pest, the usual cure is a sterilant which kills all plants as well as nematodes.) This pest invades the plants' roots, causing cancerous type root growth (the knots) which reduce food and moisture uptake. The visual symptom is a thirsty appearing plant. If anyone has experience in this area I welcome information.

On a brighter note, you in mid to southern New Mexico surely should not overlook Penstemon thurberi, a bush (to two feet tall) with delightful dainty rose-purple blooms. Last year, the driest in our history in Las Cruces, my established plant bloomed and bloomed with no supplemental water. This species apparently will cross readily with P. ambiguus. I have observed this just north of Carrizozo.

Editor's Note: This is a part of a plant propagation bibliography sent us by Jim Borland some time ago and we have been waiting for the space to include it.

- Directory to Resources on Wildflower Propagation. 1981. Gene A. Sullivan and Richard H Daley, National Council of State Garden Clubs.
- Propagation of some woody desert perennials by stem cuttings. 1966. V.C. Chase and B.R. Strain. Madrono 18:240-243.
- Vegetative propagation of woody shrub species from the northern Mojave and southern Great Basin deserts. 1971. Wieland, P.A.A., E.F. Frolich and A. Wallace. Madrono 21:149-152.
- Germination Requirements of 19 Species of Arid Land Plants. 1979. D.G. Sabo, G.V. Johnson, W.C. Martin and E.F. Aldon. Rocky Mountain Forest and Range Experiment Station Research Paper RM-210. USDA.
- Selection, Propagation and Field Establishment of Native Plant Species on Disturbed Arid Lands. 1979. Utah Agricultural Experiment Station, Institute for Land Rehabilitation, Bulletin 500.
- Growing Colorado Plants from Seed: A State of the Art. Vol. 1: Shrubs. K.C. Vories. USDA Intermountain Forest and Range Experimental Station General Technical Report INT-103.

The National Wildflower Research Center

By George Finley

When Lady Bird Johnson started the highway beautification movement she was not surprised nor disturbed by critics but by learning there was not adequate, proven, working information about propagation and cultural needs and techniques for establishing and maintaining native wildflowers along highways.

With her gift of land and pledge of \$125,000, the National Wildflower Research Center at Austin Texas was founded December '82.

In addition to maintaining a lab and test plots (now 72) for basic research, the Center aims to compile and become a clearinghouse for the vast, but unorganized already existing information about wildflowers and native plants. This information should be invaluable for commercial growers, landscapers, researchers and to all of us concerned about preservation and spread of our natives.

No matter how conservationists deplore and fight it, the habitats for natives become fewer and smaller each year. It is later than we want to realize and we are more ignorant than we should be about adaptability of native plants to a changing environment, and about how we can be of real help. Waiting until a species has been threatened has often been too late to allow developing the knowledge and technique that could mean its survival. Here at the Center is concern about the neglected forb-type wildflowers, toward which most involved agencies seem to feel only neutrality at best.

The National Wildflower Research Center, 2600 FM 973 North, Austin, TX 78725--Phone (512) 929-3600, welcomes your information and/or offers to help. Charter membership is now \$20 per year. Director of the Center is Dr. David Northington who is the son of Carolyn Northington of Ruidoso, New Mexico, a member of our own society.



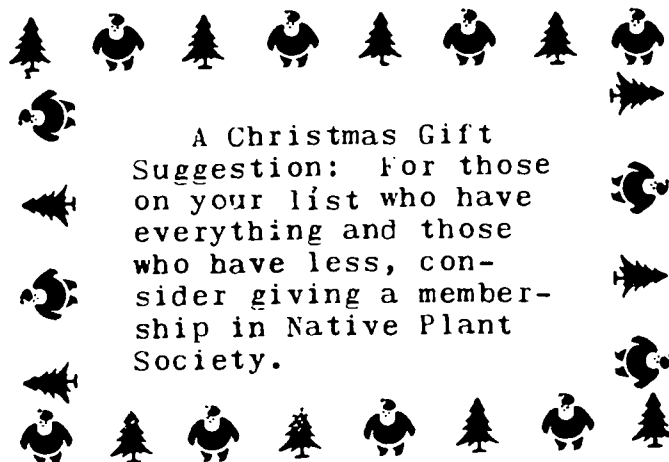
BEAR MOUNTAIN GUEST RANCH
Guided Wildflower Tours.



Myra McCormick
Silver City, NM 88061

(505) 538-2538

For Ted Hodoba, our president, and wife Candy, congratulations and best wishes for continuing happiness in their September marriage.



A Christmas Gift Suggestion: For those on your list who have everything and those who have less, consider giving a membership in Native Plant Society.



"Native Plants" is the theme of the 39th annual meeting of the American Horticultural Society in San Antonio on October 31--November 3.

The varied program includes on November 1

- Education and Plenary Session: "The Use of Native Plants in the Landscape"

- "Meadow Gardening at River Farm"

- "Native Woody Plants of Texas"

- "The Use of Native Plants in the Western Garden"

November 2, the members will be at the LBJ Ranch. Mrs. Lyndon B. Johnson will speak on "The American Wildflower--A New Frontier"

There will then be a special panel discussion on "Wildflowers --The Broad View". The topics will include

- Texas Department of Agriculture's Native Plant Marketing Program

- Overview of Native Plant Research

- Wildflowers and Roadsides

- Native Plant Preservation

- Wildflowers in Urban Spaces

- Wildflowers in the Designed Environment



AGUA FRIA NURSERY, INC.
1409 Agua Fria
Santa Fe, New Mexico
87501

505-983-4831

Specializing in native plants and perennials

Native plants may not have built-in altimeters as many botanical books seem to suggest as in, "Found at 3500-6500 ft. elevation". Roughly speaking, and within broad areas, climbing 200 feet is equivalent to going north 72 miles. Also the upward or northward change of habitat usually means a later blooming period, although many other factors may influence this. Just ask anyone with greenhouse experience.

Judy Nickell, columnist, writes for the Albuquerque Tribune instead of the Albuquerque Journal as stated in the last Newsletter. We regret the error.

MEMBERSHIP APPLICATION

Name _____

Address _____

Phone No. _____

Other Interested family members:

Please enclose your check payable to:

Native Plant Society of New Mexico
P.O. Box 5917
Santa Fe, NM 87502

Annual Dues:

____ Individual & Family 58.00
____ Friend of the Society 525.00

Please send a gift membership and card to:

To better serve our membership, please check areas of particular interest.

Conservation:

____ Endangered species, Habitats
____ Restoring abused areas
____ Water conservation
____ Propagation ____ Seed Collection

Landscaping: ____ Residential
____ Civic ____ Commercial ____ Highway

Special Uses: ____ Food ____ Fiber
____ Medicinal ____ Dyes
____ Photography ____ Field Trips
____ Ethnobotany ____ Paleobotany
____ Growing for resale
____ Informal classes
____ Newsletter ____ Youth projects
____ Organize new chapter
____ Membership drive
____ Other (please specify)

How would you describe your level of expertise? What areas would you be willing to help with?

Are you a member of an organization with related purposes (Garden Club, NM Wildflower Association, etc.)? **7**

Preserve Flowers With Microwave

Microwave drying is an easy method for preserving flowers, according to Fred Widmoyer, an Extension horticulturist at New Mexico State University.

As a general rule, flowers that have thin, delicate petals do not usually dry successfully. Widmoyer says white, yellow and orange flowers produce the best results. Red, pink and blue flowers often change color.

To dry flowers in a microwave, pour into a glass container one-half to one inch of any of the following: silica gel, borax, sand, two parts borax to one part fine sand or cat litter. Leave one inch of the stem on the flower. Place the flower in the medium, face up. Carefully cover the petals with the medium.

Place a cup of water in the microwave oven to prevent the flowers from completely drying out. The drying time varies, so experimentation is needed. To begin try periods of time from one to eight minutes. The trick is to remove the moisture

from the flower rapidly while the flower is being held in the medium.

Do not be in a hurry to view your results. Let the flowers remain in the medium for a few hours. Next, pour off the medium carefully. If some of the drying medium remains on the flowers, use a soft brush or gently blow off the material with a dry spray bottle.

When ready to use the flowers, substitute wire stems. Wrap them in green floral tape which is available at most craft stores. Now you can create your own permanent arrangement. A glue gun can be an effective way in which to attach the flowers to a substitute stem.

Excerpted from a release sent by the Cooperative Extension Service, NMSU.

Editor's note: If you find a flower you can't identify, wouldn't this be a fine way to preserve the blossom and its foliage until you find someone who can give you the proper name for it?

NPS NEWSLETTER EDITORS
1001 KINGS DRIVE
ROSWELL, NM 88201

NON-PROFIT ORGN
U.S. POSTAGE PAID
ROSWELL NM 88201
PERMIT NO. 124

